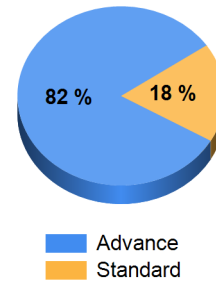


	Exhibitor	Show Mgmt	Total	Revenue Details		Total # of Events:	4
Charged Revenue:	\$23,174.60	\$10,129.00	\$33,303.60	Taxable Revenue	\$19,150.86	Total # of Orders:	35
Estimated Revenue:	\$19,261.00	\$0.00	\$19,261.00	Non Taxable Revenue	\$14,152.74	Average Order Size:	\$1,212.45
Total Revenue:	\$42,435.60	\$10,129.00	\$52,564.60	Sub Total Revenue	\$33,303.60	Total Balances Due:	\$6,776.96
				Total Tax	\$1,510.70		
				Total Revenue	\$34,855.20		

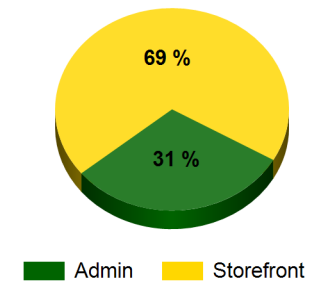
Exhibitor Revenue Pace and Source (excludes Show Mgmt)

Order Period	Admin		Storefront		Total	
	Rev	Count	Rev	Count	Rev	Count
Advance	\$13,065.20	18	\$21,779.40	16	\$34,844.60	34
Standard		-	\$7,591.00	1	\$7,591.00	1
Total	\$13,065.20	18	\$29,370.40	17	\$42,435.60	35

Revenue By Pace



Revenue By Source

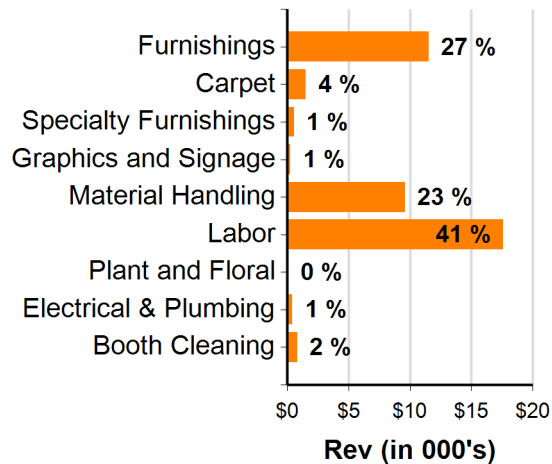


Department Summary (excludes Show Mgmt)

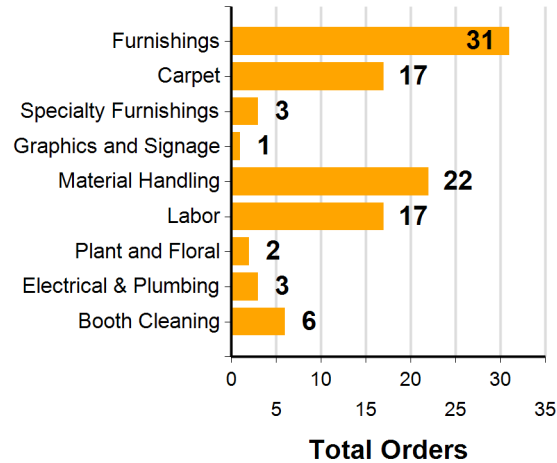
Department	# Orders Per Dept	Adv	Std	Show	Average	Total
Furnishings	31	30	1	0	\$394.79	\$11,562.00
Carpet	17	17	0	0	\$95.09	\$1,531.40
Specialty Furnishings	3	3	0	0	\$183.00	\$549.00
Graphics and Signage	1	1	0	0	\$264.00	\$264.00
Material Handling	22	22	0	0	\$453.87	\$9,597.20

Department	# Orders Per Dept	Adv	Std	Show	Average	Total
Labor	17	16	1	0	\$1,035.00	\$17,595.00
Plant and Floral	2	2	0	0	\$47.50	\$95.00
Electrical & Plumbing	3	3	0	0	\$144.00	\$432.00
Booth Cleaning	6	6	0	0	\$135.00	\$810.00
Total	102	100	2	0		\$42,435.60

Revenue by Department



Order Count by Department



Order Summary

Status	#	Average	Charged Rev	Est Rev	Total Rev
Show Organizer					
Confirmed	4	\$2,087.13	\$8,348.50	\$0.00	\$8,348.50
Payment Pending	1	\$1,780.50	\$1,780.50	\$0.00	\$1,780.50
Total Show Organizer		\$2,025.80	10,129.00	0.00	10,129.00

Standard					
Closed	2	\$1,090.38	\$1,855.75	\$325.00	\$2,180.75
Confirmed	13	\$1,904.80	\$8,906.39	\$15,856.00	\$24,762.39
Payment Pending	20	\$774.62	\$12,412.46	\$3,080.00	\$15,492.46
Total Standard		\$1,212.45	23,174.60	19,261.00	42,435.60

All Customer Types					
Closed	2	\$1,090.38	\$1,855.75	\$325.00	\$2,180.75
Confirmed	17	\$1,947.70	\$17,254.89	\$15,856.00	\$33,110.89
Payment Pending	21	\$822.52	\$14,192.96	\$3,080.00	\$17,272.96
Grand Total	40	\$1,314.12	\$33,303.60	\$19,261.00	\$52,564.60

Customer Type Summary

Department Name	Exhibitor	Show Mgmt	Total
Furnishings	\$11,562.00	\$758.50	\$12,320.50
Carpet	\$1,531.40	\$7,250.00	\$8,781.40
Specialty Furnishings	\$549.00		\$549.00
Graphics and Signage	\$264.00	\$1,585.50	\$1,849.50

Department Name	Exhibitor	Show Mgmt	Total
Material Handling	\$9,597.20	\$35.00	\$9,632.20
Labor	\$17,595.00		\$17,595.00
Plant and Floral	\$95.00	\$500.00	\$595.00
Electrical & Plumbing	\$432.00		\$432.00
Booth Cleaning	\$810.00		\$810.00
Total	\$42,435.60	\$10,129.00	\$52,564.60